



2016 Mercedes-Benz Gla-Class GLA 250 4MATIC




Purchase Price **\$12,950**
Includes GST, Registration & Licensing

Indicative repayments
\$64.74 per week*
Based on a 60 month term & no deposit.
Total repayments (260) = **\$16,831.85**



Confidence for the road ahead.



Top features

- » ABS Brakes
- » Air Bag(s)
- » Air Conditioning
- » Alloys
- » CD(s)
- » Central Locking
- » Cruise Control
- » Electric Mirrors
- » Electric Seats
- » Electric Windows
- » GPS/Sat Nav
- » Heated Seats
- » Keyless Start
- » Leather Seats
- » Parking Sensors
- » Power Steering
- » Remote Locking
- » Reversing Camera

Body Style
5 door, Hatchback

Odometer
118,365 km

Engine
1991 cc, Internal Combustion


Fuel Type
Petrol

Transmission
Auto, 4WD

Wheels
-

VIN
WDC1569462J245599

Interior
-

Safety

Based on 2025 UCSR rating for 14-19 models

Reg No.
PNL409

Ext Colour
White

History
NZ New, 4 owners

Seats
5 seats, Leather

CO2 Emissions
★★★★☆
180 grams/km

Energy Economy
★★☆☆☆
Annual fuel cost of \$3,060
7.8L per 100km

Cost per year is an estimate based on petrol price of \$2.80 per litre and an average distance of 14000 km. Emissions and Energy Economy figures standardised to 3P WLTP.

Stock ID: 87687



Auto Auctioneers | Phone 07 849 6272 | Email
admin@autoauctioneersltd.co.nz
598 Te Rapa Road, Te Rapa, Hamilton 3200, New Zealand
www.autoauctioneers.co.nz

* Auto Auctioneers is not a lender nor a financial adviser. Any amounts displayed should not be seen as an offer of finance or taken as financial advice. The interest rate, fees and loan term used in this calculation may not actually represent those available from lenders. Actual interest rates, fees and loan terms will vary per lender and are typically based on an assessment of your credit risk and responsible lending criteria. Any repayment amounts displayed are indicative only and have been calculated using several other indicative inputs. The interest rate used in this calculation is an arbitrary 8.99%, however exact interest rates vary per lender. The term of the loan used in this calculation is 60 months. Exact terms available vary per lender although options typically include 6, 12, 18, 24, 36, 48 and 60 months. This calculation also includes two typical mandatory fees charged by lenders. These are an account admin fee of \$1.50 per month (other payment frequencies may be available) and a one-off establishment fee of \$495.00. Typically, this fee can be paid upfront or, as in this calculation, be capitalised over the contract term, ie. included in the loan amount. These fees can vary per lender and other non-mandatory fees and charges may also apply. The total amount of repayments has been calculated by multiplying 260 weekly repayments (based on a 60 month term) by the weekly repayment amount of \$64.74 which equals \$16,831.85. This calculator does not consider any of your own personal circumstances and we strongly suggest you seek budgeting advice prior to committing to any loan contract. Responsible lending criteria and lender terms and conditions will likely apply to any finalised loan contract. Proof of security and/or vehicle insurance may also be required before proceeding.